

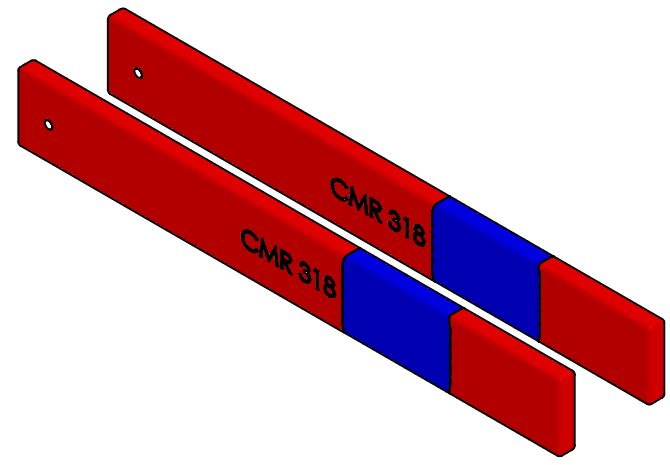
4

3

2

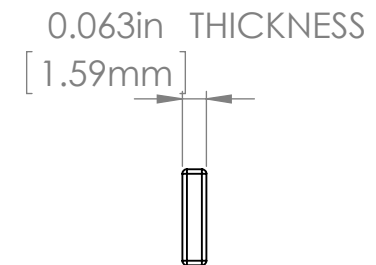
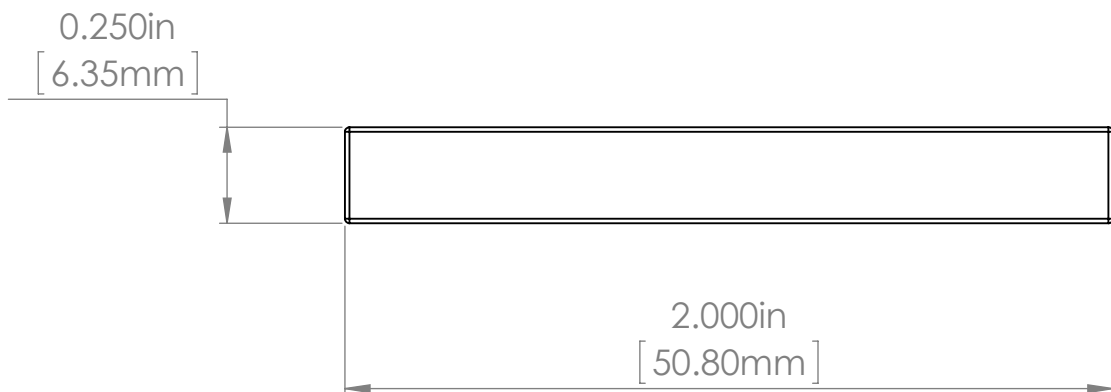
1

Primary magnet face is marked with a circular polarity mark.  
Markings must be aligned and facing the same direction for proper performance.



B

B



A

A

4

3

2

1

THIRD ANGLE PROJECTION

UNLESS OTHERWISE SPECIFIED  
DIMENSIONS ARE IN INCHES  
ANGLES ±0.1°  
2 PL ±0.01 (.25mm)  
3 PL ±0.005 (.13mm)

**Polymagnet**  
CORRELATED MAGNETICS

PART NO 1000318		REV
SIZE <b>B</b>	DWG. NO. 1000318-APP	
SCALE: 2:1	RELEASE DATE:	SHEET 1 OF 1