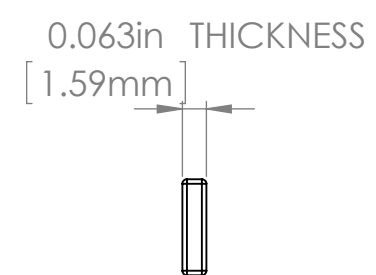
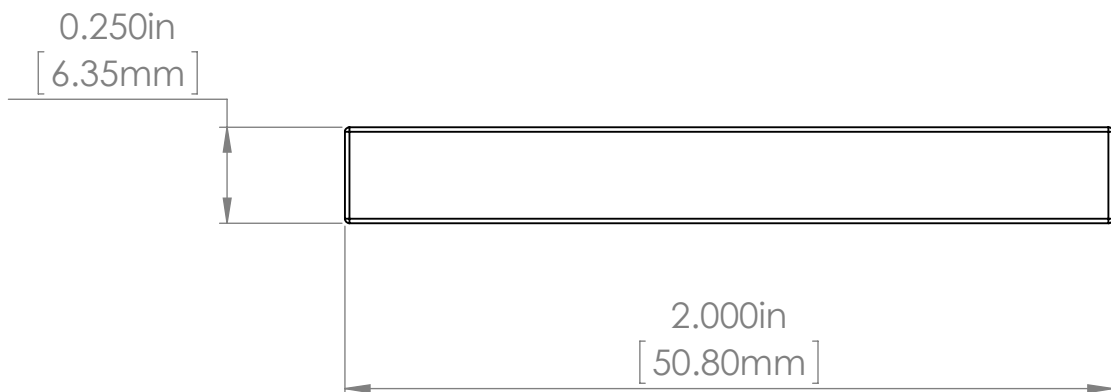
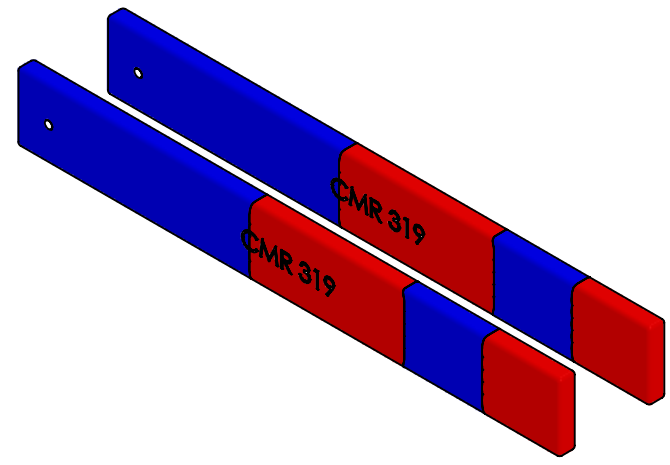


Primary magnet face is marked with a circular polarity mark.
 Markings must be aligned and facing the same direction for proper performance.



THIRD ANGLE PROJECTION

UNLESS OTHERWISE SPECIFIED
 DIMENSIONS ARE IN INCHES
 ANGLES $\pm 0.1^\circ$
 2 PL ± 0.01 (.25mm)
 3 PL ± 0.005 (.13mm)

Polymagnet
CORRELATED MAGNETICS

PART NO 1000319		REV
SIZE B	DWG. NO. 1000319-APP	
SCALE: 2:1	RELEASE DATE:	SHEET 1 OF 1